



NORDIC JOIST™

RESIDENTIAL I-JOISTS

9-1/2"

NI-40x

NORDIC JOIST
MADE IN QUEBEC, CANADA
BY CHANTREL COUSSEAU

ESR-1742

APA/EWS

MILL 1052

Built for life



Distributed by:



FSC-CERTIFIED PRODUCTS AVAILABLE

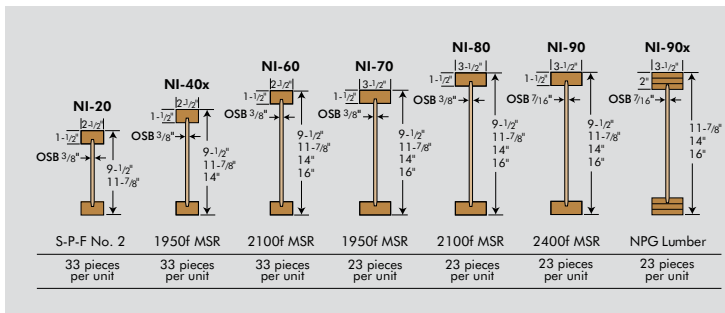


The mark of responsible forestry

NORDIC JOIST™

Chantiers Chibougamau Ltd. harvests its own trees, which enables Nordic products to adhere to strict quality control procedures throughout the manufacturing process. Every phase of the operation, from forest to the finished product, reflects our commitment to quality.

Nordic Engineered Wood I-joists use only finger-jointed black spruce lumber in their flanges, ensuring consistent quality, superior strength, and longer span carrying capacity.



For further technical information, please refer to the *Nordic Joist Construction Guide* or contact your local distributor. Consult the *Installation Guide for Residential Floors* for proper procedures.

ALLOWABLE FLOOR SPANS

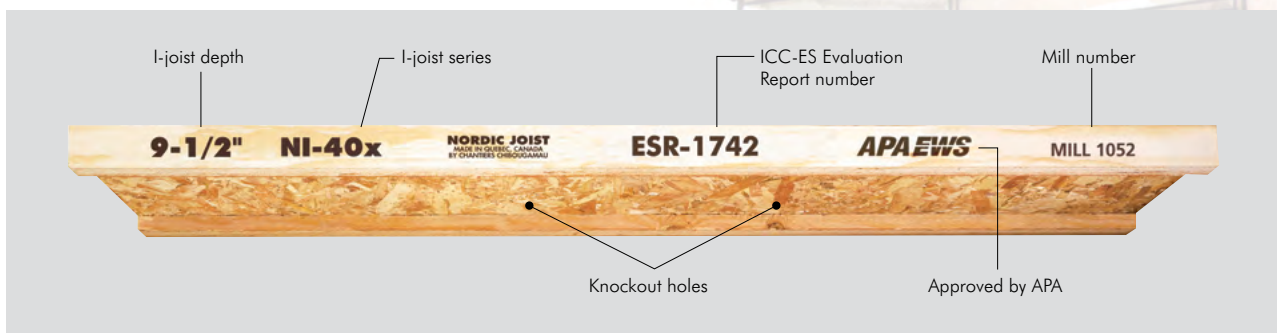
LIVE LOAD = 40 psf, DEAD LOAD = 10 psf

JOIST DEPTH	JOIST SERIES	SIMPLE SPANS				MULTIPLE SPANS			
		ON CENTER SPACING				ON CENTER SPACING			
		12"	16"	19.2"	24"	12"	16"	19.2"	24"
9-1/2"	NI-20	16'-7"	15'-3"	14'-5"	13'-6"	18'-1"	16'-7"	15'-8"	14'-2"
	NI-40x	18'-8"	17'-0"	16'-1"	15'-0"	20'-4"	18'-5"	16'-10"	15'-0"
	NI-60	18'-11"	17'-4"	16'-4"	15'-3"	20'-8"	18'-10"	17'-9"	16'-7"
	NI-70	20'-6"	18'-9"	17'-8"	16'-5"	22'-4"	20'-4"	19'-2"	17'-10"
	NI-80	20'-11"	19'-1"	18'-0"	16'-9"	22'-9"	20'-9"	19'-6"	18'-2"
11-7/8"	NI-20	19'-11"	18'-3"	17'-3"	16'-1"	21'-8"	19'-10"	17'-9"	16'-2"
	NI-40x	22'-2"	20'-3"	19'-2"	17'-2"	24'-2"	21'-0"	19'-2"	17'-1"
	NI-60	22'-8"	20'-8"	19'-6"	18'-2"	24'-8"	22'-6"	21'-2"	19'-8"
	NI-70	24'-5"	22'-3"	21'-0"	19'-7"	26'-8"	24'-3"	22'-10"	21'-3"
	NI-80	24'-11"	22'-8"	21'-4"	19'-11"	27'-1"	24'-8"	23'-3"	21'-7"
14"	NI-90	25'-7"	23'-3"	21'-11"	20'-5"	27'-10"	25'-4"	23'-10"	22'-2"
	NI-90x	25'-9"	23'-6"	22'-1"	20'-7"	28'-1"	25'-6"	24'-1"	22'-4"
	NI-40x	25'-2"	22'-11"	21'-2"	18'-11"	26'-8"	23'-1"	21'-1"	18'-10"
	NI-60	25'-9"	23'-6"	22'-2"	20'-8"	28'-0"	25'-7"	24'-1"	21'-7"
	NI-70	27'-8"	25'-3"	23'-9"	22'-2"	30'-2"	27'-6"	25'-10"	24'-1"
16"	NI-80	28'-3"	25'-9"	24'-3"	22'-7"	30'-10"	28'-0"	26'-5"	24'-6"
	NI-90	29'-0"	26'-5"	24'-10"	23'-1"	31'-7"	28'-9"	27'-1"	25'-2"
	NI-90x	29'-4"	26'-9"	25'-2"	23'-5"	32'-0"	29'-1"	27'-5"	25'-5"
	NI-60	28'-6"	26'-0"	24'-7"	22'-10"	31'-1"	28'-4"	26'-0"	23'-3"
	NI-70	30'-8"	27'-11"	26'-4"	24'-6"	33'-5"	30'-5"	27'-3"	26'-7"
16"	NI-80	31'-4"	28'-6"	26'-10"	25'-0"	34'-2"	31'-1"	29'-3"	27'-2"
	NI-90	32'-1"	29'-2"	27'-6"	25'-7"	35'-0"	31'-10"	29'-11"	27'-10"
	NI-90x	32'-7"	29'-8"	27'-11"	26'-0"	35'-6"	32'-3"	30'-5"	28'-3"

NOTES:

1. Allowable clear span applicable to residential floor construction with a design live load of 40 psf and dead load of 10 psf. The live load deflection is limited to L/480, and the total load deflection to L/240. For multiple-span applications, the end spans shall be 40% or more of the adjacent span.
2. Spans are based on a composite floor with glued-nailed sheathing meeting the requirements for APA Rated Sheathing or APA Rated STURD-I-FLOOR conforming to PRP-108, PS 1, or PS 2 with a minimum thickness of 19/32 inch (40/20 or 20 oc) for a joist spacing of 19.2 inches or less, or 23/32 inch (48/24 or 24 oc) for a joist spacing of 24 inches. Adhesive shall meet APA Specification AFG-01 or ASTM D3498.
3. Minimum bearing length shall be 1-3/4 inches for the end bearings, and 3-1/2 inches for the intermediate bearings.
4. Bearing stiffeners are not required when I-joists are used with the spans and spacing given in this table, except as required for hangers.
5. This span chart is based on uniform loads. For applications with other than uniformly distributed loads, an engineering analysis may be required based on the use of the design properties.

NORDIC JOIST™





ALLOWABLE ROOF SPANS

SNOW LOAD = 30 psf, DEAD LOAD = 15 psf

JOIST DEPTH	JOIST SERIES	SLOPE OF 1/4:12 TO 4:12			SLOPE OF >4:12 TO 8:12			SLOPE OF >8:12 TO 12:12		
		ON CENTER SPACING			ON CENTER SPACING			ON CENTER SPACING		
		12"	16"	24"	12"	16"	24"	12"	16"	24"
9-1/2"	NI-20	20'-3"	18'-4"	15'-11"	19'-1"	17'-3"	15'-0"	17'-8"	16'-0"	13'-11"
	NI-40x	23'-2"	20'-8"	16'-10"	21'-10"	19'-10"	16'-5"	20'-4"	18'-5"	15'-11"
	NI-60	23'-8"	21'-5"	18'-7"	22'-4"	20'-2"	17'-6"	20'-8"	18'-9"	16'-3"
	NI-70	25'-11"	23'-5"	20'-4"	24'-5"	22'-1"	19'-2"	22'-8"	20'-6"	17'-10"
	NI-80	26'-5"	23'-11"	20'-9"	25'-0"	22'-7"	19'-7"	23'-2"	21'-0"	18'-3"
11-7/8"	NI-20	24'-5"	22'-2"	18'-1"	23'-0"	20'-10"	17'-8"	21'-5"	19'-4"	16'-10"
	NI-40x	27'-3"	23'-7"	19'-2"	26'-2"	23'-0"	18'-9"	24'-4"	22'-0"	18'-2"
	NI-60	28'-4"	25'-8"	22'-0"	26'-9"	24'-3"	21'-1"	24'-10"	22'-6"	19'-7"
	NI-70	30'-11"	28'-0"	24'-4"	29'-2"	26'-5"	23'-0"	27'-1"	24'-7"	21'-4"
	NI-80	31'-7"	28'-7"	24'-10"	29'-9"	27'-0"	23'-5"	27'-8"	25'-1"	21'-9"
14"	NI-20	29'-11"	25'-10"	21'-1"	29'-2"	25'-3"	20'-7"	27'-7"	24'-5"	19'-11"
	NI-40x	32'-4"	29'-3"	24'-2"	30'-6"	27'-7"	23'-7"	28'-4"	25'-8"	22'-4"
	NI-60	35'-1"	31'-9"	27'-7"	33'-2"	30'-0"	26'-1"	30'-9"	27'-10"	24'-3"
	NI-70	35'-11"	32'-6"	28'-3"	33'-11"	30'-8"	26'-8"	31'-5"	28'-6"	24'-9"
	NI-80	37'-0"	33'-6"	29'-1"	34'-11"	31'-7"	27'-6"	32'-5"	29'-4"	25'-6"
16"	NI-20	37'-5"	33'-11"	29'-5"	35'-4"	32'-0"	27'-10"	32'-10"	29'-9"	25'-10"
	NI-40x	35'-11"	32'-0"	26'-1"	33'-11"	30'-8"	25'-5"	31'-5"	28'-6"	24'-8"
	NI-60	38'-11"	35'-3"	30'-3"	36'-8"	33'-3"	28'-11"	34'-1"	30'-10"	26'-10"
	NI-70	39'-10"	36'-1"	31'-0"	37'-7"	34'-1"	29'-7"	34'-11"	31'-8"	27'-6"
	NI-80	41'-0"	37'-1"	32'-2"	38'-8"	35'-0"	30'-5"	35'-11"	32'-6"	28'-3"

ALLOWABLE ROOF SPANS

SNOW LOAD = 40 psf, DEAD LOAD = 15 psf

JOIST DEPTH	JOIST SERIES	SLOPE OF 1/4:12 TO 4:12			SLOPE OF >4:12 TO 8:12			SLOPE OF >8:12 TO 12:12		
		ON CENTER SPACING			ON CENTER SPACING			ON CENTER SPACING		
		12"	16"	24"	12"	16"	24"	12"	16"	24"
9-1/2"	NI-20	18'-11"	17'-1"	14'-4"	17'-11"	16'-2"	14'-1"	16'-8"	15'-1"	13'-1"
	NI-40x	21'-7"	18'-8"	15'-3"	20'-6"	18'-4"	14'-11"	19'-1"	17'-3"	14'-6"
	NI-60	22'-1"	17'-4"	14'-4"	20'-11"	18'-11"	16'-5"	19'-6"	17'-7"	15'-4"
	NI-70	24'-2"	21'-10"	19'-0"	22'-11"	20'-9"	18'-0"	21'-4"	19'-4"	16'-9"
	NI-80	24'-8"	22'-4"	19'-4"	23'-5"	21'-2"	18'-4"	21'-9"	19'-9"	17'-1"
11-7/8"	NI-20	22'-10"	20'-1"	16'-5"	21'-7"	19'-7"	16'-1"	20'-1"	18'-3"	15'-8"
	NI-40x	24'-8"	21'-4"	17'-4"	24'-2"	20'-11"	17'-0"	22'-10"	20'-4"	16'-7"
	NI-60	26'-6"	24'-0"	19'-11"	25'-1"	22'-8"	19'-6"	23'-4"	21'-2"	18'-4"
	NI-70	28'-11"	26'-2"	22'-8"	27'-4"	24'-9"	21'-6"	25'-6"	23'-1"	20'-1"
	NI-80	29'-6"	26'-8"	23'-2"	27'-11"	25'-3"	21'-11"	26'-0"	23'-7"	20'-5"
14"	NI-20	30'-5"	27'-6"	23'-10"	28'-9"	26'-1"	22'-7"	26'-10"	24'-4"	21'-1"
	NI-40x	30'-8"	27'-9"	24'-0"	29'-0"	26'-3"	22'-9"	27'-0"	24'-6"	21'-3"
	NI-60	32'-10"	29'-8"	25'-5"	31'-0"	28'-1"	24'-5"	28'-11"	26'-2"	22'-9"
	NI-70	33'-7"	30'-4"	26'-1"	31'-9"	28'-9"	24'-11"	29'-7"	26'-10"	23'-3"
	NI-80	34'-7"	31'-3"	27'-1"	32'-8"	29'-7"	25'-8"	30'-6"	27'-7"	24'-0"
16"	NI-20	35'-0"	31'-8"	27'-5"	33'-1"	30'-0"	26'-0"	30'-10"	27'-11"	24'-3"
	NI-40x	33'-6"	28'-11"	23'-7"	31'-9"	28'-5"	23'-2"	29'-7"	26'-10"	22'-6"
	NI-60	36'-4"	32'-11"	26'-11"	34'-5"	31'-2"	26'-10"	32'-1"	29'-0"	25'-3"
	NI-70	37'-3"	33'-8"	28'-1"	35'-3"	31'-11"	27'-7"	32'-10"	29'-9"	25'-10"
	NI-80	38'-3"	34'-8"	30'-1"	36'-3"	32'-10"	28'-6"	33'-9"	30'-7"	26'-7"

NOTES:

1. Allowable clear span applicable to simple-span roof construction with a design roof snow load as shown and dead load of 15 psf. The allowable span is based on the horizontal distance between inside face of supports. The snow load deflection is limited to L/240 and the total load deflection to L/180. Spans are based on a duration of load (DOL) factor of 1.15.
2. Spans include a cantilever of up to 2 feet on one end of the I-joist.
3. Minimum bearing length shall be 1-3/4 inches for the end bearings, and 3-1/2 inches on end bearing adjacent to cantilever.
4. Bearing stiffeners are not required when I-joists are used with the spans and spacing given in these tables, except as required for hangers.
5. These span charts are based on uniform loads. For applications with other than uniformly distributed loads, an engineering analysis may be required based on the use of the design properties.

TABLE 1
HOLE SIZES AND LOCATIONS — Simple or Multiple Span

JOIST DEPTH	JOIST SERIES	MINIMUM DISTANCE FROM INSIDE FACE OF ANY SUPPORT TO CENTER OF HOLE (ft.-in.)														
		ROUND HOLE DIAMETER (in.)														
		2	3	4	5	6	6-1/4	7	8	8-5/8	9	10	10-3/4	11	12	12-3/4
9-1/2"	NI-20	0-7"	1'-4"	2'-8"	4'-0"	5'-5"	5'-9"	---	---	---	---	---	---	---	---	---
	NI-40x	0-7"	1'-4"	2'-8"	4'-2"	5'-8"	6'-2"	---	---	---	---	---	---	---	---	---
	NI-60	1'-0"	2'-4"	3'-9"	5'-3"	6'-10"	7'-3"	---	---	---	---	---	---	---	---	---
	NI-70	1'-10"	3'-3"	4'-8"	6'-2"	7'-9"	8'-3"	---	---	---	---	---	---	---	---	---
11-7/8"	NI-20	0-7"	0'-8"	0'-10"	2'-0"	3'-4"	3'-9"	4'-9"	6'-3"	7'-5"	---	---	---	---	---	---
	NI-40x	0-7"	0'-8"	1'-0"	2'-4"	3'-8"	4'-0"	5'-2"	6'-8"	8'-0"	---	---	---	---	---	---
	NI-60	0-7"	1'-4"	2'-8"	4'-0"	5'-5"	5'-10"	7'-0"	8'-8"	9'-9"	---	---	---	---	---	---
	NI-70	1'-2"	2'-5"	3'-9"	5'-2"	6'-8"	7'-0"	8'-2"	9'-10"	11'-0"	---	---	---	---	---	---
14"	NI-20	0-7"	0'-8"	0'-8"	0'-9"	2'-0"	2'-4"	3'-4"	4'-9"	5'-9"	6'-3"	8'-0"	9'-9"	---	---	---
	NI-40x	0-7"	0'-8"	1'-3"	2'-6"	4'-0"	4'-3"	5'-3"	6'-9"	7'-9"	8'-3"	10'-2"	11'-10"	---	---	---
	NI-60	0-7"	1'-8"	3'-0"	4'-3"	5'-8"	6'-0"	7'-0"	8'-6"	9'-6"	10'-2"	12'-0"	13'-4"	---	---	---
	NI-70	0-8"	1'-10"	3'-2"	4'-6"	6'-0"	6'-3"	7'-4"	8'-10"	9'-10"	10'-6"	12'-3"	13'-8"	---	---	---
16"	NI-20	0-7"	0'-8"	0'-8"	1'-2"	2'-5"	2'-9"	3'-9"	5'-0"	6'-0"	6'-6"	8'-0"	9'-2"	9'-8"	11'-9"	13'-9"
	NI-40x	0-7"	0'-9"	2'-0"	3'-3"	4'-8"	5'-0"	6'-0"	7'-5"	8'-4"	9'-0"	10'-5"	11'-9"	12'-2"	14'-0"	15'-5"
	NI-60	0-7"	1'-2"	2'-4"	3'-8"	5'-0"	5'-4"	6'-4"	7'-10"	8'-9"	9'-4"	11'-0"	12'-2"	12'-6"	14'-4"	16'-0"
	NI-70	0-7"	0'-8"	0'-8"	1'-10"	3'-4"	3'-9"	5'-0"	6'-6"	7'-6"	8'-3"	10'-0"	11'-5"	11'-10"	---	---

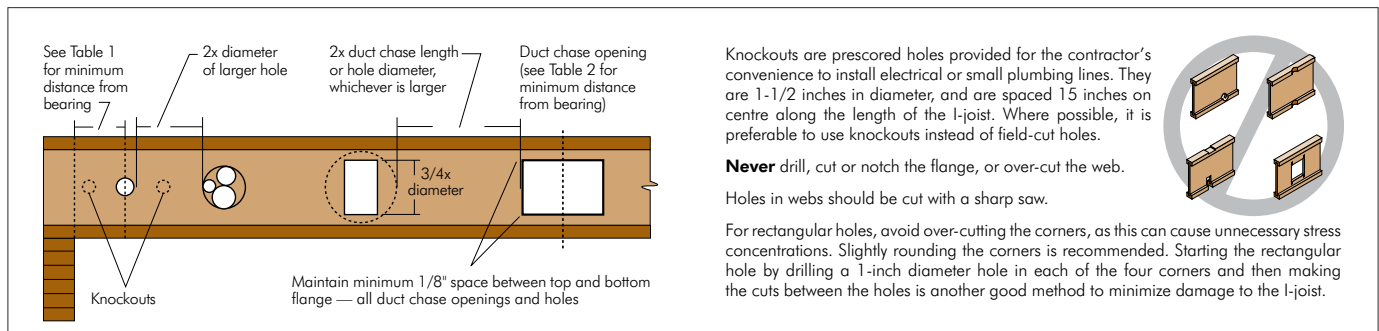
TABLE 2
DUCT CHASE OPENING SIZES AND LOCATIONS — Simple Span Only

JOIST DEPTH	JOIST SERIES	MINIMUM DISTANCE FROM INSIDE FACE OF ANY SUPPORT TO CENTER OF OPENING (ft.-in.)									
		DUCT CHASE LENGTH (in.)									
		8	10	12	14	16	18	20	22	24	
9-1/2"	NI-20	4-2"	4-7"	5-0"	5-5"	5-10"	6-2"	6-8"	7-1"	7-6"	
	NI-40x	5-2"	5-7"	6-0"	6-4"	6-8"	7-2"	7-7"	8-1"	8-8"	
	NI-60	5-3"	5-8"	6-0"	6-6"	7-0"	7-3"	7-9"	8-3"	8-10"	
	NI-70	5-1"	5-4"	5-9"	6-1"	6-6"	7-1"	7-4"	8-0"	8-3"	
11-7/8"	NI-20	5-2"	5-7"	6-0"	6-4"	6-8"	7-2"	7-7"	8-1"	8-6"	
	NI-40x	5-9"	6-2"	6-8"	7-1"	7-5"	8-0"	8-4"	9-0"	9-5"	
	NI-60	6-7"	7-1"	7-6"	8-1"	8-6"	9-1"	9-7"	10-2"	10-9"	
	NI-70	7-1"	7-7"	8-0"	8-4"	8-10"	9-3"	9-9"	12-4"	11'-2"	
14"	NI-20	7-0"	7-3"	7-9"	8-1"	8-6"	9-1"	9-6"	10-0"	10-5"	
	NI-40x	7-1"	7-7"	8-0"	8-4"	8-10"	9-2"	9-8"	10-2"	10-8"	
	NI-60	7-1"	7-5"	8-0"	8-4"	8-10"	9-2"	9-8"	10-2"	10-8"	
	NI-70	4-3"	4-10"	5-4"	5-11"	6-6"	7-1"	7-8"	8-3"	8-11"	
16"	NI-20	7-6"	8-1"	8-4"	8-9"	9-2"	9-8"	10-1"	10-7"	11'-2"	
	NI-40x	7-9"	8-3"	8-10"	9-5"	10-1"	10-7"	11-3"	12-1"	12-9"	
	NI-60	8-8"	9-2"	9-6"	10-1"	10-6"	11-1"	11-7"	12-4"	13-2"	
	NI-70	8-6"	9-1"	9-4"	9-10"	10-2"	10-8"	11-2"	11-8"	12-4"	

NOTES:

- Above tables may be used for I-joist spacing of 24 inches on center or less.
- Hole and duct chase opening location distances are measured from inside face of supports to center of hole or opening.
- For continuous joists with more than one span, use the longest span to determine hole location in either span.
- Distances are based on uniformly loaded floor joists that meet the span requirements (see Allowable Floor Spans).
- The maximum size hole or the maximum depth of a duct chase opening that can be cut into an I-joist web shall equal the clear distance between the flanges of the I-joist minus 1/4 inch (maintain a minimum of 1/8 inch between the top or bottom of the hole or opening and the adjacent I-joist flange).
- The duct chase opening table is based on simple-span joists only. For other applications, contact your local distributor.
- The above table is based on the I-joists being used at their maximum spans. The minimum distance as given above may be reduced for shorter spans; contact your local distributor.

FIELD-CUT HOLE LOCATOR



Sustainable Wood Solutions

HEAD OFFICE AND TECHNICAL SERVICES

info@nordicewp.com • www.nordicewp.com

T. 514.871.8526 • F. 514.871.9789